



Caledonian

Railway Cables

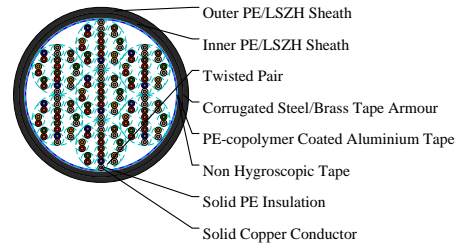
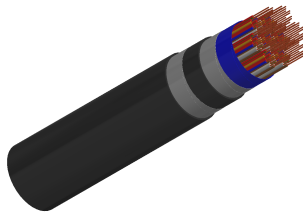
www.caledonian-cables.com

marketing@caledonian-cables.com

RT/ZHLS, A-2Y(L)2Y External Telephone Cables to NR/PS/TEL/00015

AJ-2Y(F)(L)2YB2Y n x2x0.9 Jelly Filled & Armoured Cables

RS/RT/ZHLS-2Y(F)(L)2YB2Y-70P0.9



APPLICATIONS

The cables are designed primarily for trackside railway installation in non electrified area. For direct burial application, brass tape armoured or Zetabon type corrugated steel tape armoured can be offered against rodent attack.

STANDARDS

NR/PS/TEL/00015 (formerly RT/E/PS/00015 or GK/RT 0315)

TS0886/BR1822

BR892

VOLTAGE RATING

600V DC/420V AC

CABLE CONSTRUCTION

Conductors: Solid plain copper conductor.

Insulation: Solid polyethylene to BS6234.

Cabling Element: Two insulated conductors are twisted together to form a pair.

Stranding: Pairs are helically stranded in 10 pair units.

Core Wrapping: Plastic tape(s) with overlapping.

Moisture Barrier: One laminated sheath made of aluminium tape (0.15mm) coated with PE-Copolymer on at least one side is applied with longitudinally overlap.

Inner Sheath: Polyethylene to BS6234. LSZH compound option can be offered upon request.

Jelly Filled: The cable core interstices are filled with petroleum jelly to avoid longitudinal water penetration within the cable. The water resistant filling compound is applied to the air space between non-hygroscopic tape and shield, shield and sheath within the cable core.

Armoured: Corrugated steel tape armour coated on both sides with copolymer can be applied over an intermediate sheath. The steel tape thickness is 0.145mm. Brass tape armour can be offered as an option.

Outer Sheath: Polyethylene to BS6234. LSZH compound option can be offered upon request.

COLOUR CODE

Colour scheme, unit binder colour and cable make-up according to NR/PS/TEL/00015



Caledonian

Railway Cables

www.caledonian-cables.com

marketing@caledonian-cables.com

1P:WHITE+BLUE
2P:WHITE+ORANGE
3P:WHITE+GREEN
4P:WHITE+BROWN
5P:WHITE+GREY
6P:RED+BLUE
7P:RED+ORANGE
8P:RED+GREEN
9P:RED+BROWN
10P:RED+GREY

Binder Colour:

Unit 1-BLUE
Unit 2-ORANGE
Unit 3-GREEN
Unit 4-BROWN
Unit 5-GREY
Unit 6-WHITE
Unit 7-RED

PHYSICAL AND THERMAL PROPERTIES

Minimum Bending Radius: 7.5xOD (unarmoured); 10XOD (armoured)

Temperature Range: -40°C to +70°C (during operation); -10°C +60°C (during installation)

Electrical Properties

Electrical Characteristics at 20°C:

Nominal Conductor Diameter:0.9 mm

Maximum Conductor Resistance:30 Ω/km

Minimum Insulation Resistance @500 V DC (1min):1500 MΩ.km

Nominal Conductor Capacitance @800Hz/1000Hz (AC):

Maximum Average Value :

For 20 pairs or less:79 nF/km

More than 20 pairs:75 nF/km

Maximum Individual Value 99% of pairs:

Up to 20 pairs:85 nF/km

More than 20 pairs:81 nF/km

Maximum Capacitance Unbalance @1000Hz pair to pair (99% of pairs):

For 2 pairs (1 quad):800 pF/500m

All other sizes:275 pF/500m

Dielectric Strength, conductor to screen (DC voltage 2mins):2000 V

Maximum Average Attenuation:

@1.0KHz:0.95 dB/km



Caledonian

Railway Cables

www.caledonian-cables.com

marketing@caledonian-cables.com

@2.4KHz:1.46 dB/km

@1.024MHz:14.6 dB/km

Minimum Average Near-end Crosstalk:

@1.0KHz:70 dB/km

@2.4KHz:65 dB/km

@40KHz:50 dB/km

@1.024MHz:

Within Units:40 dB/km

Between Units:47 dB/km

High Voltage Breakdown Test:

DC for 2mins:2000 V

AC for 2mins:1333 V

DIMENSION AND PARAMETERS

No. of Pairs	Conductor Diameter	Nominal Diameter over Insulation	Nominal Inner Sheath Thickness	Nominal Outer Sheath Thickness	Nom. Overall Diameter	Approx. Weight
	mm	mm	mm	mm	mm	kg/km
70	0.9	1.5	1.6	1.6	41.5	2055



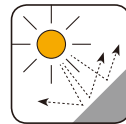
Buried in Ground



Laid In Ducts




Rated voltage



UV Resistant



Water Resistant



Zero Halogen
IEC 60754-1/EN 50267-2-1
NF C20-454